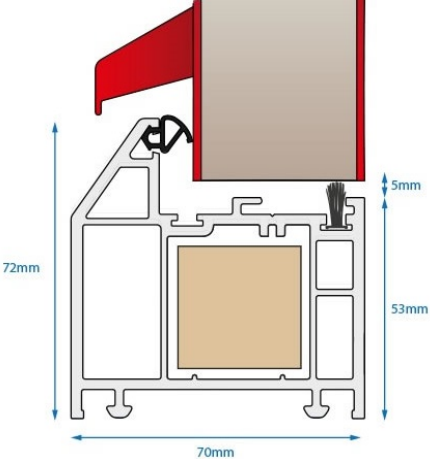
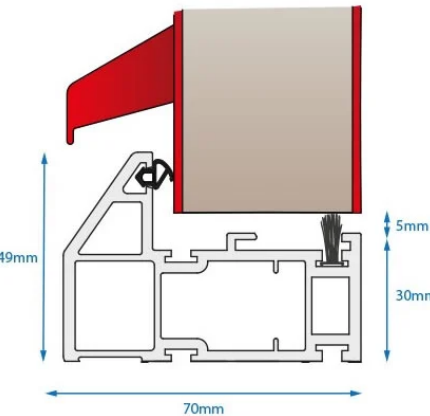
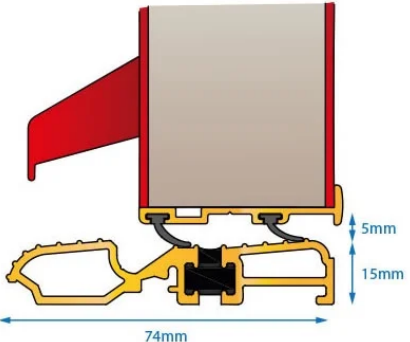


Composite thresholds

The threshold is the bottom part of your door that you will step over. There are three options:

TIP Check information available for sills and add-ons to assist you further.

	<p>Standard</p> <p>Best value and suitable for higher internal floor levels</p>
	<p>Low PVC</p> <p>The Low PVC option can be supplied with or without a sill and offers a low step in comparison to a standard threshold</p>
	<p>Low aluminium</p> <p>Part M compliant threshold offering a minimal trip hazard</p>