

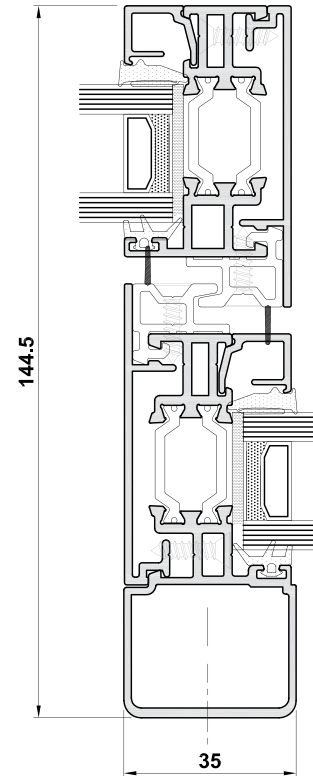
Slimline Patio Doors

Complete Aluminium
Sliding System





Completely redefine a room



Slim 35mm Interlock




Sliding Patio Doors

We manufacture aluminium sliding patio doors that will give you a room with a view. By using aluminium, our patio doors can span huge glazed areas with fewer sightlines - more glass and less frame allows more natural light to be pass through and allow you to make the most of a great view - they are perfect for balconies.

We construct our doors from profiles with a thermal break. Robust sections enable the creation of large passage-ways providing maximum natural light and panoramic views. Moveable panels that slide to the left or right sit within an outer frame. The system offers flexibility in terms of the possible combinations of folding elements and opening sashes.




Create large glazed openings with aluminium sliding patio doors



Aluminium sliding patio doors are available with a twin or triple track and can have much wider glass panels than a bi-fold.

Key features of our sliding patio doors:

- Designed for use as fixed lights & horizontal sliding doors in domestic and commercial applications.
- Weight limit 200Kg. Height limit 2500mm (sash).
- Doc L 2010 compliant.
- u-Value: 1.6 W/m²K based on using a sealed unit with 1.0 W/m²K centre pane
- Polyamide thermal break allowing dual colour option.
- Glazing: 38mm double or triple glazed units
- Depth of Frame: 100mm
- Typical Sightlines: 117mm (OF) 83mm (Interlock)
- Available in a huge range of powder coated paint colours and finishes.
- **Our sliding patios are available with the Slim 35mm Interlock**



Design options for any project



Feature rich, modern doors & windows



Available with threshold and cill options too, allowing you to seamlessly blend inside and out. Choose from a rebated (weathered) threshold or low thresher and cills. Bifolds run smoothly inside tracks.



Stainless steel or matching coloured hardware like handles and hinges available. There is optional keyed locking on slave handle(s) to further secure and multi-point locking systems for ultimate security on bifolds.



We are able to powder coat to any RAL colour in both single and dual colour, and can supply a matte finish. A marine grade powder coat is also available if required.



Integrated blinds can be installed within our sealed glass units and are available in a range of colours to complement your windows, doors and decoration.



Integrated blind systems

RAISING



LOWERING



TILTING



For more information, contact:

© Just Value Doors Ltd.

Tel: 01435 515001

Email: sales@justvaluedoors.co.uk

Web: www.justvaluedoors.co.uk

Showroom & Trading address:

Units 2-3 Station Road Industrial Estate,

Browning Road

Heathfield

East Sussex

TN21 8DB

The strength to weight ratio of aluminium allows us to construct frames with slim profiles that look neat and tidy in appearance but allow a lot of natural light into your property. We can also create larger frames in aluminium to reduce sightlines and help you make the most of your home.

Our doors are manufactured from slim thermally broken aluminium profiles which provide strength and security, allowing you to fold and slide the panels back to left or right and open up an unobstructed wide opening to a patio or garden.

Folding doors can be specified with a rebated or low threshold so that two floor levels can remain constant.

Disclaimer: From time to time, dimensions, hardware and designs of our products will change to reflect product development. Accordingly, photographs, drawings, and product dimensions may not always be accurately represented on our website or in brochure material. In addition material colours on our website and brochures are representations only. Printing and computers only show an approximation. Customers should choose colours from actual samples. Before purchasing any product you should check with your us as to the current design, dimension and exact colour of any product.