

Slimline Bifold Doors

Complete Aluminium
Sliding System



Our range of aluminium bifolding doors allow you to seamlessly merge your home or conservatory with your garden.





Bifolding Doors

Bifold doors are manufactured from slim thermally broken aluminium profiles which provide strength and security, allowing you to fold and slide the panels back to the left or right and open up an unobstructed wide opening to a patio, garden or outside space.

Folding doors for internal use can be specified with a low threshold or a rebated track so that two floor levels can remain constant. Our isofold aluminium folding door has a 20mm low threshold which can be sunk into the floor.

- Reduced sightlines.
- Square or rounded edge profile options.
- Fabricated using mitred corners
- Marine grade powder coat available
- U Value: 1.8W/m²K
- Frame Width: 102.5mm
- Frame Depth: 70mm
- Glass: 28mm double/triple glazed
- Max o/a height (per sash): 2500mm
- Max o/a width (per sash): 1200mm
- Max Sash Weight: should not exceed 100kg
- Doc L 2010: Yes



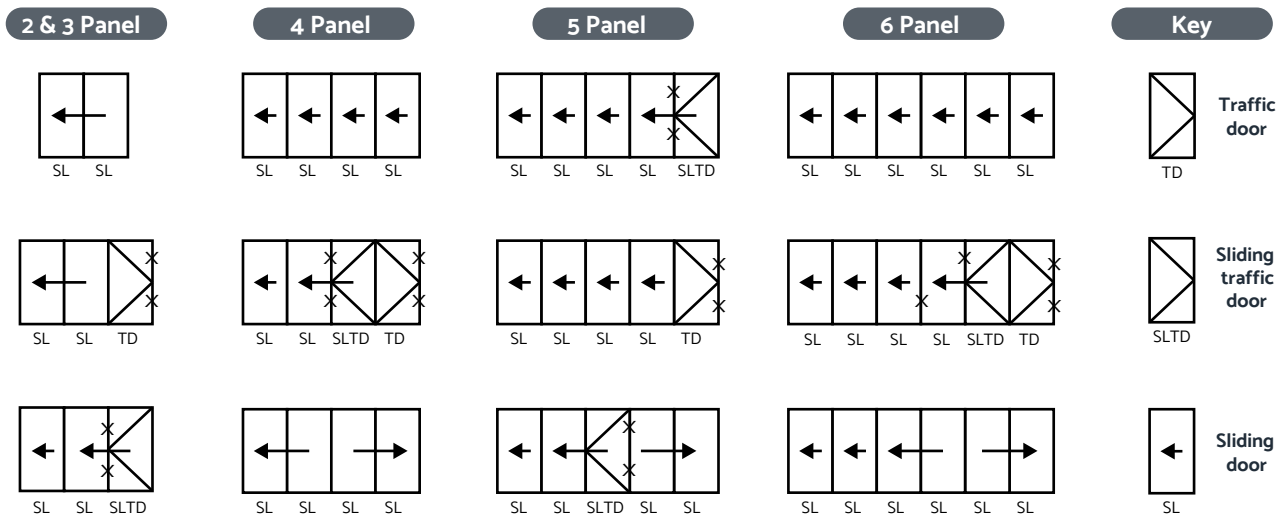


Flexible Design

B-folding doors take up much less room than standard door, without the need to centre them on a supporting wall. Common door arrangements can be seen to the right of this page.

Doors can be up to 2.5 metres high and have a maximum panel width of 1200mm. Traffic doors can hinge like a conventional door or a French door.

These door arrangements are shown opening to the left but are also available opening to the right, and opening inwards or outwards.





Feature rich, modern bifolding doors



Bifolds are available with threshold and cill options too, allowing you to seamlessly blend inside and out. Choose from a rebated (weathered) threshold or low threshold and cills. Bifolds run smoothly inside tracks.



Stainless steel or matching coloured hardware like handles and hinges available. There is optional keyed locking on slave handle(s) to further secure and multi-point locking systems for ultimate security on bifolds.



We are able to powder coat to any RAL colour in both single and dual colour, and can supply a matte finish. A marine grade powder coat is also available if required.



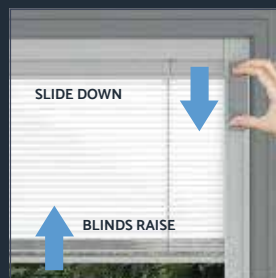
Integrated blinds can be installed within our sealed glass units and are available in a range of colours to complement your windows, doors and decoration.



Integrated blind systems




RAISING



LOWERING



TILTING



Blinds are operated by a cleverly-designed magnetic slider, placed on the right or left-hand edge of the glass. A narrow adhesive transparent profile ensures the linear movement of the slider. The blind is raised and lowered by moving the slider up or down and is tilted by slightly lifting or lowering the same slider.

Conservatory Structures

The classic conservatory is a great way of creating extra living space without extending your home. They traditionally offer a great vantage point to enjoy a garden as they contain more glass than wall space.


Orangeries are also great for creating more living space. They are both traditional and contemporary - with brick pillars, they tend to have more wall than glass which makes them a more private room than a conservatory.

We can create a conservatory extension to fit most spaces. Create lots of natural light and airy spaces with a conservatory. Available in a huge range of colours and designs, there is a suitable solution for all projects.

Our conservatory roof systems are an excellent standard and very well thought-out. By offering many options for tackling difficult sites, where box gutters and other features are required, we also consistently come up with innovative solutions to design problems.



Extend your living space



Enjoy your garden all year round

For more information, contact:

© Just Value Doors Ltd.

Tel: 01435 515001

Email: sales@justvaluedoors.co.uk Web:
www.justvaluedoors.co.uk

Showroom & Trading address:

Units 2-3 Station Road Industrial Estate,
Browning Road
Heathfield
East Sussex
TN21 8DB

The strength to weight ratio of aluminium allows us to construct frames with slim profiles that look neat and tidy in appearance but allow a lot of natural light into your property. We can also create larger frames in aluminium to reduce sightlines and help you make the most of your home.

Our doors are manufactured from slim thermally broken aluminium profiles which provide strength and security, allowing you to fold and slide the panels back to left or right and open up an unobstructed wide opening to a patio or garden.

Folding doors can be specified with a rebated or low threshold so that two floor levels can remain constant.

Disclaimer: From time to time, dimensions, hardware and designs of our products will change to reflect product development. Accordingly, photographs, drawings, and product dimensions may not always be accurately represented on our website or in brochure material. In addition material colours on our website and brochures are representations only. Printing and computers only show an approximation. Customers should choose colours from actual samples. Before purchasing any product you should check with your us as to the current design, dimension and exact colour of any product.