

Fully manufactured PVC-U patio doors

convenience, style and security



NEW!

**Manufactured
patio door!**

7 day turnaround

Free nationwide
delivery*

A **space saving** home improvement
product providing **ease of use**
and **maintenance freedom**

evolvepatio



Evolve patio doors - space-saving home improvement doors combining ease of use with contemporary style

Designed to maximise daylight and provide unhindered views with easy access to outside spaces, patio doors remain a favourite home improvement product and offer an ideal solution when space is at a premium.

Evolve patio doors are engineered to the highest standards and available in a variety of finishes and choice of sliding and fixed leaf combinations. PVC-U door leaves slide along an excellent stainless steel track system, designed to ensure years of trouble-free service. Evolve patio doors are supplied complete with Yale cylinder locks, handle set, steel frame reinforcements, rollers, thresholds, trims, bump stop and anti-lift blocks.

Fully-manufactured by Synseal using the proven Shield range of PVC-U profiles, Evolve patio doors require little maintenance and will keep homeowner premises warm due to their energy efficient design.




Trim/ramp option

Solid and woodgrain colours



Shield White



Legend White



Blu White



Golden Oak



Golden Oak on White




Cherrywood




Cherrywood on White

Artisan woodgrain collection



Woodgrain White



Woodgrain Brilliant White



Cream



Cream on White



Irish Oak



Irish Oak on White



Chartwell Green



Chartwell Green on White



Grey



Grey on White



Black/Brown



Black/Brown on White

The colours shown are designed as a guide only. Before making a final selection, please ensure you have seen a foil swatch.

Evolve patio doors - key features:

- Patio door is supplied fully assembled for easy installation
- Stainless steel patio tracks
- High quality Yale stainless steel 6 hook bi-directional lock and keep
- Available in a choice of single or dual-colour finishes
- Hardware available in White, Black, Polished Gold or Polished Chrome finishes
- Sliding sashes and interlocks fitted with woolpile for draught exclusion
- Tandem rollers provide up and down adjustment for glazing precision
- Double glazed as standard with 28mm toughened clear glass
- U-value: 1.5 W/m²K
- Chamfered glazing beads with lowline black gaskets are internally glazed for security
- Doors can also be supplied unglazed (*optional*)
- Choice of White PVC-U: Shield White, Legend White or Blu White
- Choice of sill sizes: 85mm, 150mm and 180mm
- Choice of outer frame constructions: fully-welded or mechanically-jointed
- Trickle ventilator fitted at head (*optional*)
- CE Marked
- Guaranteed for 10 years
- **New** Optional thermally-broken aluminium low threshold is mechanically fixed to patio door jambs, with trim/ramp, ramp/ramp or trim/trim configurations available in Gold or Silver anodised finish
- **New** Triple-chambered sash profile for improved thermal performance, with additional slope to optimise drainage and 2mm thick steel reinforcement for greater rigidity
- **New** J-bead design for ease of glazing
- **New** Optional internal slider configuration

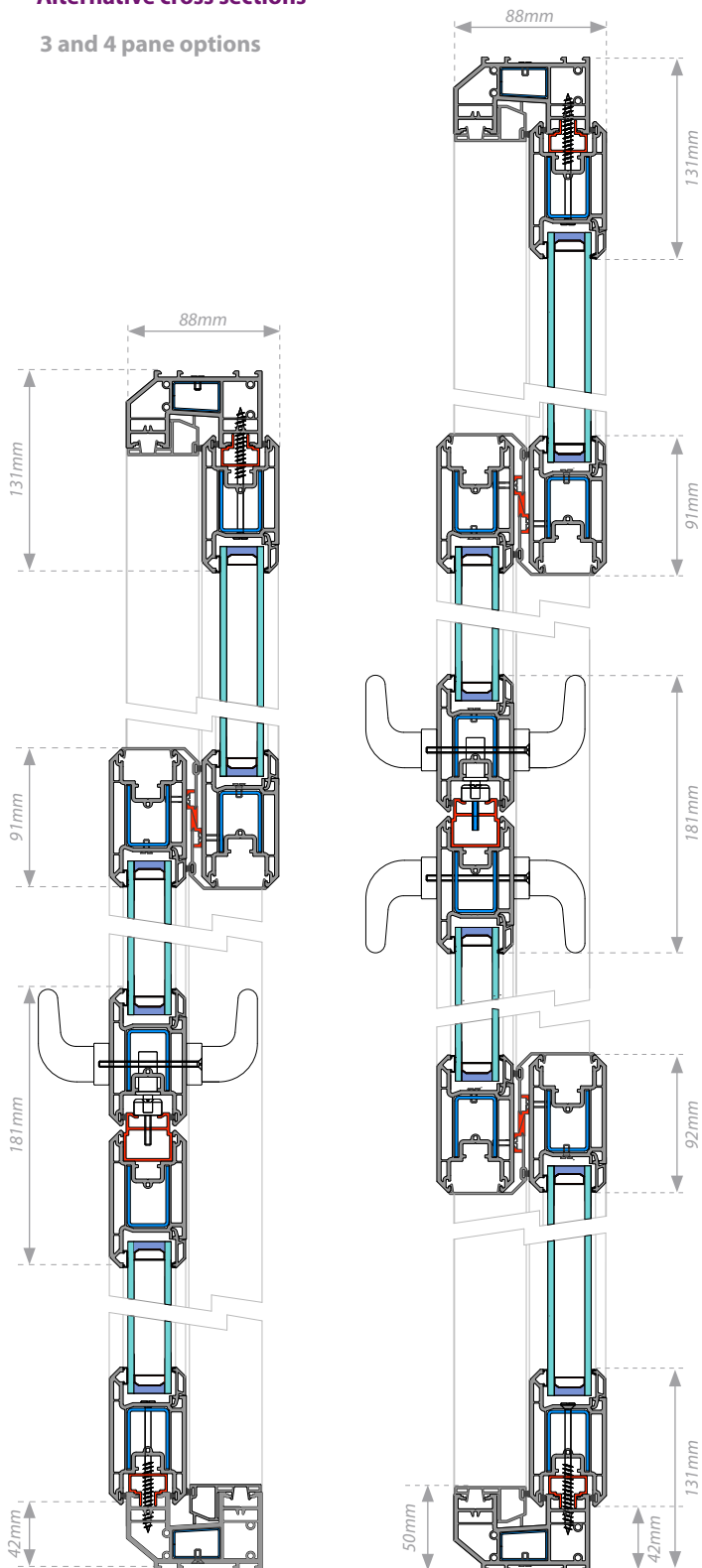
Double glazing units

Evolve patio doors are glazed with 28mm DG units as standard (4:20:4 pane and airgap configuration, with Argon gas filling and aluminium spacer bar). Evolve patio doors can be supplied unglazed if required.

Cross section & configurations: Evolve patio doors

Alternative cross sections

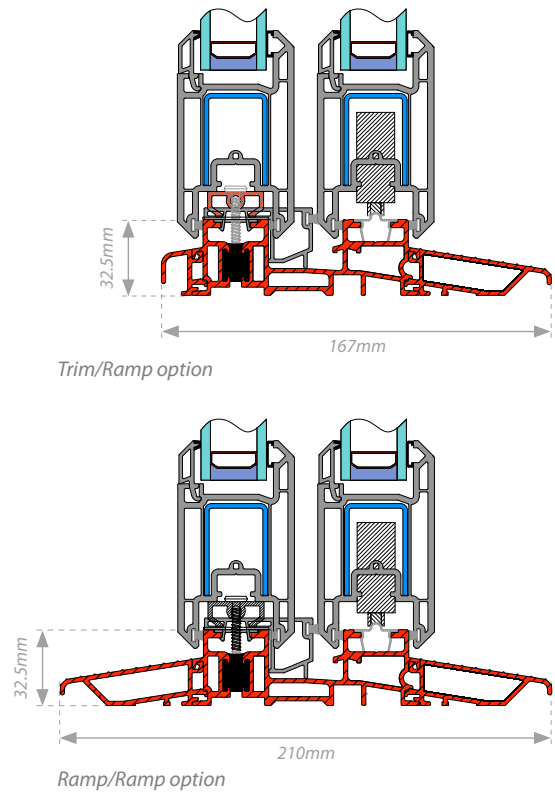
3 and 4 pane options



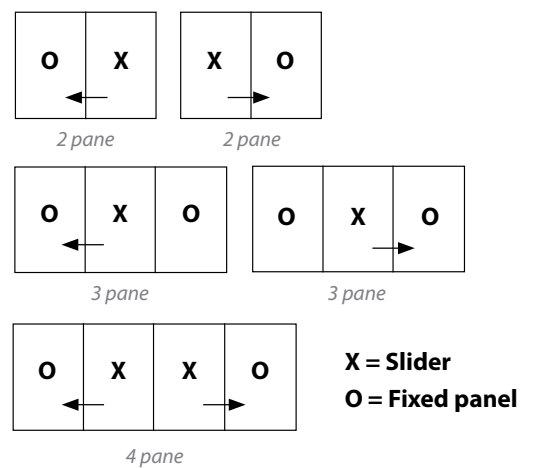
3 pane horizontal cross section

4 pane horizontal cross section

Low threshold options



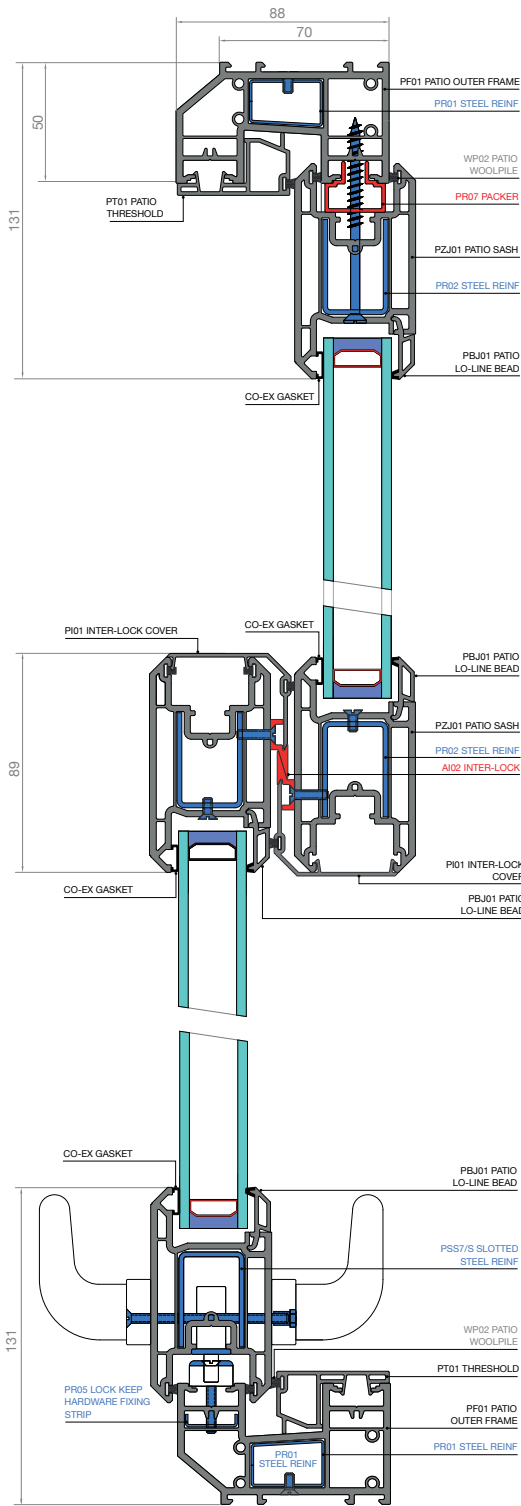
Configurations



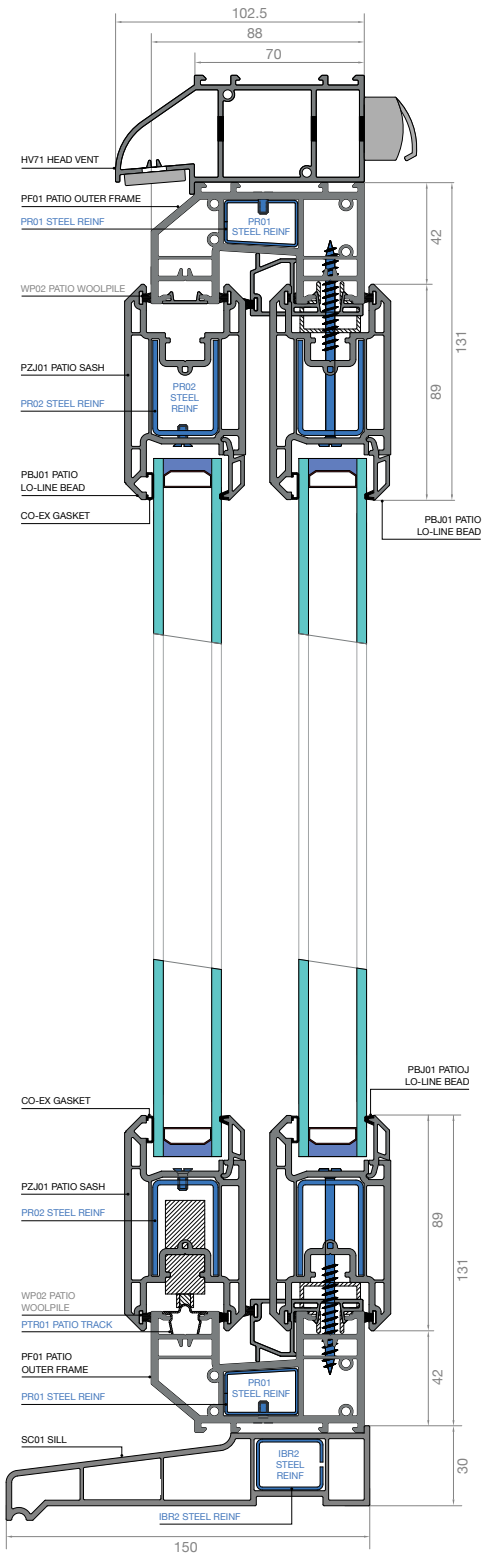
	Min. width	Max. width	Max. height
2 PANE	1500mm	3000mm	2450mm*
3 PANE	2250mm	4500mm	2450mm*
4 PANE	3000mm	5900mm	2450mm*

* Height up to 2450mm dependant on width.

Cross section: Evolve patio doors



Horizontal cross section



Vertical cross section